



## Built-In Appliances

Sensing the difference.

Whirlpool appliances featuring 6th Sense technology, have intelligent features making cooking, washing, storing & cleaning one of life's small pleasures

People call it the **Whirlpool** experience.



07/2018



# INTELLIGENT APPLIANCES

## TO MAKE YOUR LIFE MORE EFFICIENT AND PLEASURABLE

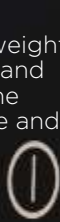
Recently surpassing 100 years, Whirlpool is a global leader in the manufacturing and sale of household appliances. This is a success born out of relentless research and innovation, consistently producing leading design and functional solutions to better satisfy the changing needs of consumers. New design trends, technological advances, evolution in society and changes in domestic behaviour have all inspired our innovation. This produced cleaner, more attractive styling and more sophisticated and responsive functionality. The result is stylish appliances with intelligence to more of the work on the consumers behalf, radically simplifying their lifestyle.

Like everything Whirlpool manufactures, its innovative products are designed to adapt to your lifestyle, providing you with the elements to create your ideal living space whatever your specific operational and space requirements.

Characterised by elegant, ergonomic design and attractive, high quality materials, the range offers a variety of shapes, sizes and aesthetics, all containing intelligent functionality that keeps pace with your needs as they arise: Whirlpool's patented 6th Sense technology and other intelligent innovations such as text assisted displays take care of the details, leaving you free to get on with your life.

**6<sup>th</sup>**  
**sense**

Through its sensors, 6th Sense technology is able to sense the weight of the food that is being cooked and the precise temperature inside the cavity, adapting the cooking time and controlling the cooking process accordingly, while giving feedback via the user-friendly touch control display.



6<sup>th</sup>  
(((( sense )))  
Sensing



# QUALITY AFTER-SALES SERVICE

## UNDERSTANDING YOUR WARRANTY

Whirlpool offers two years full warranty from the date of original retail purchase, any functional part which fails in normal home use will be repaired or replaced free of charge including the part itself and labour costs. Evidence of the purchase (receipt), 12NC product code and serial number are required to obtain free warranty service. These repairs are free of charge for the consumer; cost are covered by Whirlpool as warranty repair.

In no event shall Whirlpool be liable for any consequential, either direct or indirect damages, whether foreseeable or unforeseeable, resulting from improper usage or maintenance of the appliance as well as for any damages consequently to the non observance of the appliances instructions for use.

After the warranty period, all repairs will be completely charge to the consumer.



## A world of tasty, nutritious food

The Whirlpool Combi Steamer will breathe new life into your cooking. By combining the power of steam with the intelligence of Whirlpool's unique 6th SENSE technology, your favourite dishes are given a delicious fresh quality and opens up a world of sophisticated new recipes to explore.

A highly sophisticated cooking method, combining hot air with dry steam (at over 100°C) so your food becomes crunchy on the outside, while fish and meat remains juicy on the inside. This function is ideal for a large number of exquisite recipes: 71 of them are already memorized in the user interface.

As a result of the delicate cooking process, food cooked in the Combi Steamer not only looks and tastes great but also retains its nutritional value, vitamins and minerals.

## Fast, efficient cooking

Steam-assisted cooking is not only healthy, but also faster than conventional cooking. 6th SENSE technology injects just the right amount of steam into the cooking process at the right temperature and at the right time, while special sensors constantly monitor the quantity and temperature of steam in the cavity to ensure your food is cooked to perfection. With the heating element placed at the back, food is also crunchy on the outside.

The finishing function uses steam to warm up pre-cooked food, for excellent, rapid results with no drying out, so warmed food tastes like it has just been freshly cooked.

## Steam

Particularly suited to cooking vegetables, the Whirlpool Steam function helps you retain all the important vitamins and nutritional content of your food. What's more, your vegetables don't take on the odours or taste of other foods cooked at the same time.

- Special Functions
  - Dough Proving
  - Drain
  - Descaling
- Finishing Functions
- Reheat
- Steam Defrost
- Manual Functions
  - Steam
  - Forced-Air + Steam
  - Forced-Air
- Assisted Mode with 6th Sense
  - Meat
  - Poultry
  - Fish/Shellfish
  - Potatoes
  - Vegetables
  - Rice/Grain
  - Pasta
  - Eggs
  - Pizza/Pie
  - Desserts
  - Bread/Cakes

## DOUBLE OVEN

**WHADMC1918IX**

60cm Built-in Double Oven

**R7,800.00**

Nett price ex. VAT

- **6th Sense**
- Convection bake
- Convection grill
- Grill pan set
- Interior light (both cavities)
- Turbo grill
- Presence of display
- Mirror finish
- 'A' Energy efficiency
- 70L Capacity: bottom cavity

Product Dimensions : 885H x 595W x 570D

Cut-out Dimensions : TBA

## Genesis 90cm Built-In Oven

**WHAKG612/IX**

90CM Built-In Oven

**R16.000.00**

Nett price ex. VAT

- **6th Sense**
- 8 Multi-function cooking with electronic temp. control
- 84L Capacity
- 'A' Energy efficiency
- Push-push retractable knobs
- Electronic timer
- Full glass ventilated triple-glazed door
- Stainless steel
- Radial cooling fan
- Supplied with 2 wire shelves, 1 turnspit & 1 fat pan
- Telescopic tray
- Rotisserie

Product Dimensions : 477H x 993W x 539D

## 90cm Built-In Oven

**WHAKG619/IX**

90CM Built-In Oven

**R13,200.00**

Nett price ex. VAT

- Multi-function oven
- Protruding knobs
- Analog timer
- Energy class "A"
- Forced air

Product Dimensions : 477H x 893W x 538D

## FUSION STEAM OVEN

**WHAMW599IXL**

60cm Full combination steam oven

**R15,000.00**

Nett price ex. VAT

- **6th Sense**
- 'A' energy efficiency
- 34L capacity
- Full glass ventilated triple-glazed door
- Water tank 1.5L
- iXelium Stainless steel
- Push-push retractable knobs
- Digital timer
- Supplied with 1 wire shelf and 2 trays
- Integrated handle
- Mirror look
- 71 Automatic pre-programmed recipes
- Steam
- Forced-Air and Steam
- Forced-Air

Product Dimensions : 455H x 595W x 510D

Cut-out Dimensions : 450H x 560W x 550D

**Pair with AKZM 656/IX/01 Oven**

## FUSION

**WHAKZM6560/IXL**

60cm single multi-function oven

**R8,800.00**

Nett price ex. VAT

- 8 Multi-function cooking with electronic temperature control
- 30 Automatic pre-programmed recipes
- 'A' Energy efficiency
- 67L capacity
- LCD touch control
- Digital timer
- Integrated handle
- Full glass ventilated triple-glazed door
- Mirror look
- iXelium stainless steel
- Tangential cooling fan
- Supplied with 2 baking trays, 1 wire shelf and 1 fat pan

Product Dimensions : 595H x 595W x 564D

Cut-out Dimensions : 595H x 560W x 550D

**Pair with AMW 599 IX Steam Oven  
& AMW 848 IX Microwave Oven**



## GENESIS



### WHAKZ6230

60cm single multi-function oven

**R6,300.00**

**Nett price** ex. VAT

- 8 Multi-function cooking with electronic temperature control
- 'A' energy efficiency
- 60L capacity
- Full glass ventilated double-glazed door
- Mirror look
- Stainless steel
- Push-push retractable knobs
- Electronic timer
- Radial Cooling fan
- Supplied with 1 wire shelf and 1 fat pan

Product Dimensions : 595H x 595W x 564D  
Cut-out Dimensions : 583H x 560W x 550D

**Pair with AMW 5023 IX or AMW 7012 IX  
microwave ovens**

## GENESIS



### WHAKP543IX

60cm single multi-function oven

**R3,600.00**

**Nett price** ex. VAT

- mechanical control
- 'A' energy efficiency
- 56L capacity
- Supplied with 1 wire shelf and 1 fat pan
- Defrost function
- Inox Stainless steel

Product Dimensions : 595H x 595W x 564D  
Cut-out Dimensions : 583H x 560W x 550D

**Pair with AKT 109 NE**

## GENESIS



### WHAKP738

60cm single multi-function oven

**R3,100.00**

**Nett price** ex. VAT

- 3 Multi-function cooking with electronic temperature control
- 'A' energy efficiency
- 60L capacity
- Full glass ventilated double-glazed door
- Mirror look
- Anti-fingerprint Stainless steel
- Protruding control knobs
- Mechanical timer
- Radial Cooling fan
- Supplied with 1 wire shelf and 1 grill pan set


Product Dimensions : 595H x 595W x 564D  
Cut-out Dimensions : 583 + 2H x 560W x 550D

# Ovens & Matching Sets

## BLACK CERAMIC HOB

### WHAKT109NE

60cm glass hob



**R2,200.00**

**Nett price** ex. VAT

- No controls on hob
- 1-6 Heat settings
- 4 Electric cooking zones
- Total power : 6200W
- Frameless

Product Dimensions : 46H x 580W x 510D  
Cut-out Dimensions : 38H x 560W x 490D

## HOOD

### WHWSLK65AS

60cm hood



**R1,400.00**

**Nett price** ex. VAT

## HOOD

### WHWSLT65FASX

60cm hood



**R600.00**

**Nett price** ex. VAT

## RUSTIC OVEN

### WHAKP288/NE

60cm built-in oven



- 8 Multi-function cooking with electronic temp. control
- 56L Capacity
- 'A' Energy efficiency
- Full glass ventilated double-glazed door
- Black Anthracite
- Mechanical controls
- Classic clock display
- Radial cooling fan
- Supplied with wire shelf and fan pan

Product Dimensions : 595H x 595W x 562D  
Cut-out Dimensions : 583+3H x 560W x 550D

## RUSTIC HOOD

### R7,400.00 WHAKR551NA

**Nett price** ex. VAT 60cm Rustic anthracite hood



- 4 Speed settings
- Maximum extraction rate: 480m<sup>3</sup>/h
- Maximum filtration rate: 240m<sup>3</sup>/h
- 1 Washable aluminium grease filter
- 2 Halogen lamps
- Wall-mounted
- Stainless Steel

Product Dimensions : 772-972H x 600W x 515D

### R3,900.00

**Nett price** ex. VAT

## RUSTIC HOB

### WHAKM394/NA

70cm Gas hob



- 5 Gas burners
- Knob ignition
- Flame failure safety system
- Frontal control
- Twin cast iron pan supports
- LPG Ready
- Total power : 10,600W

Warranty is only applicable if a qualified gas installer installs the unit.  
The certificate must be presented should there be a problem

Product Dimensions : 51H x 680W x 500D  
Cut-out Dimensions : 40H x 560W x 480D

## RUSTIC HOB

### R4,300.00 WHAKM528/NA

**Nett price** ex. VAT 60cm Gas hob



- 4 Gas burners
- Knob ignition
- Flame failure safety system
- Frontal controls
- Twin cast-iron pan supports
- LPG Ready
- Total power : 1200W

Product Dimensions : 41H x 590W x 520D  
Cut-out Dimensions : 30H x 560W x 480D

### R3,650.00

**Nett price** ex. VAT



## COFFEE MACHINE



View in our showroom: JHB | DBN | CPT

### WHACE102IXL

60cm integrated coffee machine

**R19,500.00**

Nett price ex. VAT

- Fully automatic
- 5 coffee sizes, i.e: espresso, mug etc.
- 5 different coffee strengths (extra-mild to extra-strong)
- Takes coffee beans and ground coffee
- 3 temperature settings
- Espresso boiler
- Cappuccino milk steamer
- Hot water for tea
- Water tank capacity : 1.8 litres
- Frothed milk spout
- Full touch control
- Auto start/switch off function
- Clock
- Light
- iXelium stainless steel
- Dishwasher-safe drip tray
- Pump pressure : 15 bar
- Total power : 1350W

Product Dimensions : 455H x 595W x 419D  
Cut-out Dimensions : 450H x 560W x 500D

## WARMING DRAWER



View in our showroom: JHB | DBN

### WHWD142IXL

60cm warming drawer

**R6,300.00**

Nett price ex. VAT

- Power on light
- 6 place settings
- Heating element positioned at back of unit allows for faster heat distribution
- Temperature adjustable : low-medium-high
- Push-push opening
- Max load 25kg
- iXelium Stainless steel interior
- Total power : 450W
- Can be used in conjunction with coffee maker, oven, microwave oven and steam oven

Product Dimensions : 134,5H x 595W x 548D

## FUSION



View in our showroom: JHB | DBN

### WHAMW848IXL

60cm built-in microwave oven

**R10,000.00**

Nett price ex. VAT

- 6th Sense
- 40L Capacity
- 40cm diameter turntable
- 8 power levels
- Grill power : 1600W
- Microwave power : 900W
- Full touch control
- Combination cooking

- Auto cook
- Jet Start
- Recipes
- Child lock
- Integrated handle
- iXelium stainless steel
- Stainless steel cavity

Product Dimensions : 455H x 595W x 560D  
Cut-out Dimensions : 450H x 560W x 550D

Pair with AKZM656IXL/02, AMW599IX, ACE102IX, WD142IXL

## GENESIS



### WHAMW730

60cm built-in microwave oven

**R8,300.00**

Nett price ex. VAT

- 31L Capacity
- 40cm diameter turntable
- 8 power levels
- Microwave power : 900W
- Grill power : 1600W
- Combination cooking
- Auto cook
- Child lock

- Clock display
- Push-button controls
- Grill
- Anti-fingerprint stainless steel
- Stainless steel cavity

Product Dimensions : 385H x 595W x 468D  
Cut-out Dimensions : 380H x 560W x 550D

Pair with AKP137/IX, AKP565/IX or AKP560/IX

## GENESIS



### WHAMW439

60cm built-in microwave oven

**R5,900.00**

Nett price ex. VAT

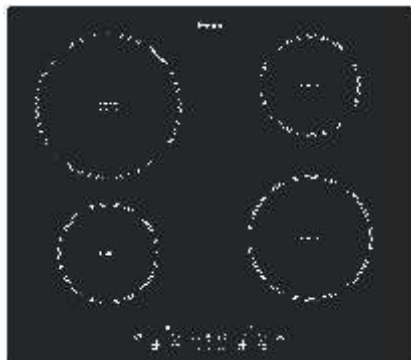
- 22L Capacity
- 32.5cm diameter turntable
- Microwave power : 1000W
- 8 power levels
- Jet start
- Auto cook
- Child lock
- Clock display

- Clock display
- Push-button controls
- Anti-fingerprint stainless steel
- Stainless steel cavity

Product Dimensions : 385H x 595W x 468D  
Cut-out Dimensions : 380H x 560W x 458D

Pair with AKP137/IX, AKP565/IX or AKP560/IX oven

## GLASS INDUCTION



### WHACM802/NE

60cm induction hob

- 4 induction cooking zones
- Power on indicator
- Touch control
- 1-9 heat settings
- Heat "Booster" function
- Separate timer for all zones
- WPRO pot converter available

- Frameless
- Induction cookware only
- Total power : 6500W

**R5,625.00**

Nett price ex. VAT



Product Dimensions : 56H x 580W x 510D  
Cut-out Dimensions : 52H x 560W x 490D

## GLASS INDUCTION



### WHACM849/BA

77cm induction hob

- 6th Sense
- 4 induction cooking zones
- Power on indicator
- Touch/slide control
- 1-9 heat settings
- Heat "Booster" function
- 1 Flexible zone
- Timer

- Child lock
- Frameless
- Induction cookware only
- Total power : 8000W

**R10,000.00**


Nett price ex. VAT



Product Dimensions : 56H x 770W x 510D  
Cut-out Dimensions : 59H x 750W x 490D

View in our showroom: DBN

## GLASS INDUCTION



### WHACM847/BA

60cm induction hob

- 6th Sense
- 4 Energy efficient cooking zones
- 1 Flexicook zone
- Touch control
- 9 Power levels
- Booster option on any zone
- Child lock
- Induction cookware only


**R8,150.00**

Nett price ex. VAT



Product Dimensions : 52H x 580W x 510D  
Cut-out Dimensions : 52H x 560W x 490D

## GLASS



### WHAKT8360/LX

77cm glass hob

- 4 Electric cooking zones
- Power on indicator
- Plate on indicator
- Touch control
- 1-9 heat settings
- 2 Flexible zones
- Separate timer for all zones
- Child lock

- Lateral stainless steel frame
- Total power : 6800W
- Black

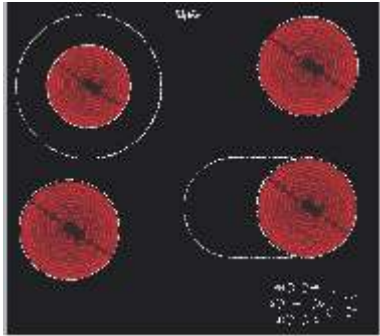
**R3,800.00**

Nett price ex. VAT

Product Dimensions : 46H x 770W x 510D  
Cut-out Dimensions : 42H x 750W x 490D

View in our showroom: DBN

## GLASS



### WHAKT8210LX

60cm glass hob

**R2,500.00**


Nett price ex. VAT

- 4 Electric cooking zones
- Power on indicator
- Touch control
- 1-9 heat settings
- 2 Flexible zones
- Separate timer for all zones
- Child lock
- Lateral stainless steel frame

• Total power : 6300W

Product Dimensions : 46H x 580W x 510D  
Cut-out Dimensions : 42H x 560W x 490D

## GLASS



### WHAKM9010/NE

60cm glass hob

**R2,000.00**

Nett price ex. VAT

- 4 Electric cooking zones
- Power on indicator
- 1-6 heat settings
- Lateral controls
- Frameless
- Total power : 6200W

Product Dimensions : 46H x 580W x 510D  
Cut-out Dimensions : 42H x 560W x 490D

## GAS ON GLASS



### WHGOA9523NB

90cm gas on glass hob

**R4,800.00**

Nett price ex. VAT

- 5 Gas burners
- Frontal Controls
- LPG Ready
- Total Power : 12300W
- Black

Warranty is only applicable if a qualified gas installer installs the unit.  
The certificate must be presented should there be a problem

Product Dimensions : 49H x 860W x 510D  
Cut-out Dimensions : 41H x 840W x 490D

## 90cm iXELIUM STAINLESS STEEL GAS HOB



### WHGMA9522/IXL

90cm iXelium Stainless Steel gas hob

**R7,500.00**

Nett price ex. VAT

- "Nanotechnology" coated stainless steel
- 5 Burners:
  - 1 Wok, 1 Rapid, 2 Semi-rapid, and 1 Simmering burner
- 3 Pair cast iron pan supports
- Electric ignition
- Flame failure devices
- 10 Year warranty against yellowing and Corrosion

Warranty is only applicable if a qualified gas installer installs the unit.  
The certificate must be presented should there be a problem

Product Dimensions : 47H x 900W x 510D  
Cut-out Dimensions : R.8 x 840W x 490D

## 75cm iXELIUM STAINLESS STEEL GAS HOB



### WHAKT799/IXL

75cm iXelium Stainless Steel Gas Hob

**R12,500.00**

**Nett price** ex. VAT

- "Nanotechnology" coated Stainless Steel
- 5 Vertical - 20% more energy efficient "Nanotechnology" burners:
- 1 Wok, 1 Rapid, 2 Semi-Rapid, and 1 Simmering burner
- Sleek "Nanotechnology" pan supports
- Electric ignition
- Flame failure devices
- Embedded flush-surface design
- 10 Year warranty against yellowing and corrosion

Warranty is only applicable if a qualified gas installer installs the unit. The certificate must be presented should there be a problem

Product Dimensions : 47H x 750W x 510D  
Cut-out Dimensions : R.8 x 560W x 480D

## 75cm iXELIUM STAINLESS STEEL GAS HOB



### WHGMA7414/IXL

75cm iXelium Stainless Steel gas hob

**R5,000.00**


**Nett price** ex. VAT

- "Nanotechnology" coated stainless steel
- 4 Burners:
- 1 Rapid, 2 Semi-rapids, and 1 Simmering burner
- 4 Single cast iron pan supports
- Electric ignition
- Flame failure devices
- 10 Year warranty against yellowing & corrosion

Warranty is only applicable if a qualified gas installer installs the unit. The certificate must be presented should there be a problem

Product Dimensions : 47H x 750W x 510D  
Cut-out Dimensions : R.8 x 560W x 480D

## 60cm iXELIUM STAINLESS STEEL GAS HOB



### WHGMA6414/IXL

60cm iXelium Stainless Steel gas hob

**R4,200.00**

**Nett price** ex. VAT

- "Nanotechnology" coated stainless steel
- 4 Burners:
- 1 Rapid, 2 Semi-rapid and 1 Simmering burner
- 4 Single cast iron pan supports
- Electric ignition
- Flame failure devices
- 10 Year warranty against yellowing and corrosion

Warranty is only applicable if a qualified gas installer installs the unit. The certificate must be presented should there be a problem

Product Dimensions : 47H x 600W x 510D  
Cut-out Dimensions : R.8 x 560W x 480D

## GAS

### WHGOA6423/NB

60cm gas on glass hob

**R3,000.00**

**Nett price** ex. VAT

- 4 Gas burners
- Frontal Controls
- LPG Ready
- Total Power : 800W
- Black

Warranty is only applicable if a qualified gas installer installs the unit. The certificate must be presented should there be a problem

Product Dimensions : 49H x 590 x 510D  
Cut-out Dimensions : 41H x 560W x 490D



## GAS

**WHGMA6422IXL**

60cm 4 burner Gas Hob with Ixelium Technology

**R3,150.00****Nett price** ex. VAT

- 4 Gas burners
- Knob ignition
- Flame failure safety system
- Lateral controls
- Single cast iron pan supports
- LPG ready
- Total power : 7300W

Warranty is only applicable if a qualified gas installer installs the unit.  
The certificate must be presented should there be a problem

Product Dimensions : 41H x 590W x 510D  
Cut-out Dimensions : 41H x 560W x 480D

## GAS

**WHGMA7522IX**

75cm 5 burner Gas Hob with Ixelium Technology

**R4,400.00****Nett price** ex. VAT

- 5 Gas burners (including 1 wok burner)
- Frontal controls
- Knob ignition
- Single cast iron pan supports
- LPG ready
- Total power (gas) : 7000W
- Flame failure safety system

Warranty is only applicable if a qualified gas installer installs the unit.  
The certificate must be presented should there be a problem

Product Dimensions : 41H x 730W x 510D  
Cut-out Dimensions : 38H x 560W x 480D



## DOMINO ON GLASS

### WHAKT352/IX

30cm gas hob



- 2 Gas burners
- 1 Rapid burner
- 1 Semi-rapid burner
- Knob ignition
- Flame failure safety system
- Total power : 4,650W

Warranty is only applicable if a qualified gas installer installs the unit. The certificate must be presented should there be a problem

Product Dimensions : 57H x 288W x 510D  
Cut-out Dimensions : 50H x 275W x 490D

### R4,900.00 WHAKT301IX01

Nett price ex. VAT

30cm gas on stainless steel



- 2 Gas burners
- Knob ignition
- Flame failure system
- Frontal controls
- Pair cast iron pan supports
- LPG ready
- Total power : 1650W

Warranty is only applicable if a qualified gas installer installs the unit. The certificate must be presented should there be a problem

Product Dimensions : 45H x 288W x 510D  
Cut-out Dimensions : 38H x 270W x 490D

### R2,300.00

Nett price ex. VAT

## STAINLESS STEEL

### WHAKT305IX

30cm gas wok burner



- 1 Gas wok burner
- Knob ignition
- Flame failure safety system
- Frontal control
- Single cast iron pan support
- LPG Ready
- Total power : 3700W

Warranty is only applicable if a qualified gas installer installs the unit. The certificate must be presented should there be a problem

Product Dimensions : 45H x 288W x 510D  
Cut-out Dimensions : 38H x 270W x 490D

### R2,700.00 WHAKT315IX

Nett price ex. VAT

30cm ceramic hob



- Power on indicator
- 2 Electric cooking zones
- 1-12 heat settings
- Frontal controls
- Spillguard frame
- Total power : 1200W

Product Dimensions : 57H x 288W x 510D  
Cut-out Dimensions : 50H x 270W x 490D

### R3,000.00

Nett price ex. VAT

## DOMINO ON GLASS

### WHAKT360IX

30cm electric hob



- 2 Electric cooking zones
- 1 Rapid zone
- 1 Simmering zone
- Power on indicator
- 1-12 Heat settings
- Total power : 3,500W

Product Dimensions : 57H x 288W x 510D  
Cut-out Dimensions : 50H x 275W x 490D

### R3,700.00 WHACM712IX

Nett price ex. VAT

30cm induction hob



- 2 Induction zones
- 1 Rapid zone
- 1 Simmering zone
- LED Slide controller
- Digital timer
- WPRO Pot converter
- Total power : 3000W

Product Dimensions : 57H x 288W x 510D  
Cut-out Dimensions : 50H x 275W x 490D

### R4,900.00

Nett price ex. VAT



## CHIMNEY



### WHAKR759IX

90cm stainless steel hood

**R5,000.00**

Nett price ex. VAT

- 6th Sense
- 4 speed settings (with boost position)
- Maximum extraction rate : 593m /h
- Maximum filtration rate : 382m /h
- 1 Washable aluminium grease filter
- 2 Halogen lamps - bottom front
- Full touch control

- Wall-mounted
- Stainless steel
- Filtration or Extraction operation
- Filtration (charcoal filter required)**  
**WHFDKF43 - R500.00**
- Extraction (extraction kit required)**

Product Dimensions : 580-619H x 898W x 450D

## ISLAND



### WHAKR951IX

100cm glass island hood

**R8,700.00**

Nett price ex. VAT

- 3 speed settings
- Maximum extraction rate : 630m /h
- Maximum filtration rate : 455m /h
- 1 Washable aluminium grease filter
- Ceiling-mounted (island)
- 2 Halogen lamps - bottom front
- Stainless steel & glass

- Filtration or Extraction operation
- Filtration (charcoal filter required)**  
**WHFDKF43 - R500.00**
- Extraction (extraction kit required)**

Product Dimensions : 739-1146H x 998W x 698D

## CHIMNEY



### WHAKR558/2IX

60cm stainless steel hood

**R4,900.00**

Nett price ex. VAT

- 3 speed settings
- Maximum extraction rate : 433m /h
- Maximum filtration rate : 321m /h
- 1 Washable aluminium grease filter
- 2 Halogen lamps - bottom front
- Wall-mounted
- Stainless steel

Product Dimensions : 1090H x 598W x 450D

## CHIMNEY



### WHAKR559/2IX

90cm stainless steel hood

**R6,250.00**

Nett price ex. VAT

- 3 speed settings
- Maximum extraction rate : 433m /h
- Maximum filtration rate : 321m /h
- 1 Washable aluminium grease filter
- Ceiling-mounted (island)
- 2 Halogen lamps - bottom front

Product Dimensions : 430-1152H x 898W x 450D

## CHIMNEY

**WHAKR672IX**

60cm stainless steel hood

**R3,600.00****Nett price** ex. VAT

- 4 speed settings
- Maximum extraction rate : 480m /h
- Maximum filtration rate : 240m /h
- 1 Washable aluminium grease filter
- 2 Halogen lamps - bottom front
- Wall-mounted
- Stainless steel

- Filtration or Extraction operation  
**Filtration (charcoal filter required)**  
**WHAMC912 - R210.00**  
**Extraction (extraction kit required)**

Product Dimensions : 861H x 598W x 450D

## CHIMNEY

**WHAKR979IX**

90cm glass hood

**R4,100.00****Nett price** ex. VAT

- 3 speed settings
- Maximum extraction rate : 400m /h
- Maximum filtration rate : 250m /h
- 3 Washable aluminium grease filter
- 2 Halogen lamps - bottom front
- Wall-mounted
- Stainless steel & glass

- Filtration or Extraction operation  
**Filtration (charcoal filter required)**  
**WHAMC027 - R500.00**  
**Extraction (extraction kit required)**

Product Dimensions : 690-1130H x 898W x 450D

## FULLY INTEGRATED DISHWASHER



### WHADG7500

60cm integrated dishwasher

**R8,750.00**

Nett price ex. VAT

- 6th Sense
- Light on floor display
- 10 Programmes
- Additional 3rd rack
- ZMYSEL Powerclean™
- 'A++AA' rater (energy, cleaning, drying)
- 1-24 hours digital start delay
- Tablet/powder option
- Height adjustable upper rack and fold down racks in lower basket
- Multizone option
- Self-cleaning filter
- Water softener
- Salt & rinse aid indicators
- Electronic Aquacontrol
- 3 Spray levels
- Counterbalanced door
- 13 Place setting
- 11L Water consumption
- Noise : 44dBA

Product Dimensions : 820H x 597W x 555D  
 Door width : 590mm  
 Door height : 719.5mm + 10mm Base  
 Cut-out Dimensions : 820-900H x 600W x 570D

## INTEGRATED BOTTOM FREEZER

### WHART9811/A++SF

60cm Integrated combi fridge & freezer

**R10,000.00**

Nett price ex. VAT

### WHART6510/A+SF

60cm Integrated combi fridge & freezer

**R8,800.00**

Nett price ex. VAT



- 6th SENSE "Fresh Control"
- Stop Frost technology
- 308L nett Capacity
- 'A++' Energy efficiency
- Internal LED digital display
- Electronic temperature control
- Microban® anti-bacterial filter
- Fan ventilation
- 5 Fridge glass shelves
- 4 fridge in-door balconies
- Internal LED light
- Dairy compartment
- Folding bottle holder
- Telescopic crisperdrawer
- Fast cooling option
- 3 Freezer drawers
- Ice cube tray
- Reversible door hinge

Product Dimensions : 1935H x 540W x 550D  
 Cut-out Dimensions : 1940H x 560W x 560D



- Stop Frost technology
- 275L nett Capacity
- 'A+' Energy efficiency
- Microban® anti-bacterial filter
- Mechanical temperature control
- Fan ventilation
- 5 Fridge glass shelves
- 4 fridge in-door balconies
- Internal light
- Dairy compartment
- Folding bottle holder
- Crisper drawer
- 3 Freezer drawers
- Reversible door hinge

Product Dimensions : 1770H x 540W x 550D  
 Cut-out Dimensions : 1776H x 560W x 560D



**DURBAN - HEAD OFFICE**  
**SHOWROOM AND DEPOT**  
42 Marshall Drive  
Mt. Edgecombe  
Tel : 031 502 4888  
Fax: 031 502 4890  
info@larson.co.za

**CAPE TOWN**  
**SHOWROOM AND DEPOT**  
7 Manfeld Park, 12-14 Dawn Road  
Montague Gardens  
Tel : 021 552 1826  
Fax: 021 552 1827  
infocpt@larson.co.za

**JOHANNESBURG**  
**SHOWROOM AND DEPOT**  
2 Cussonia Park, 3 Ridge Road  
Laserpark, Honeydew  
Tel : 011 795 1988  
Fax : 011 795 2079  
infojhb@larson.co.za

**PORT ELIZABETH**  
**DEPOT**  
Tel 083 417 0633  
gavin@larson.co.za

These products are imported from Europe and as a result are subject to fluctuations in currency. While we endeavour to keep prices unchanged we reserve the right to change listed prices without notification. Please always confirm prices at the time of placing your order. While Larson has used its best endeavours to ensure that the information provided in this pricelist - including (but not limited to) technical specifications, measurements, colours and prices - are accurate and up to date at the time of issue, does not warrant that it is correct or complete. We reserve the right to make corrections and changes without notification and unless otherwise stated and agreed upon in writing, Larson makes no warranties of any kind, express or implied, that goods sold are suitable for any particular purpose or application under any specific condition. It is recommended that every item should be thoroughly tested by the purchaser to determine performance suitability before use of goods.